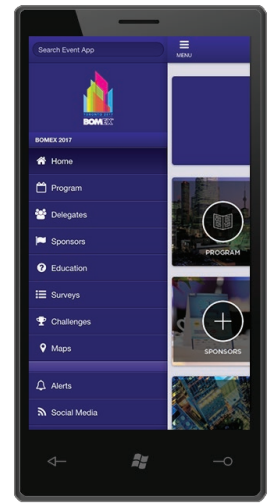
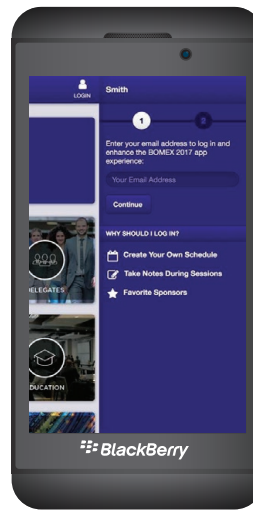
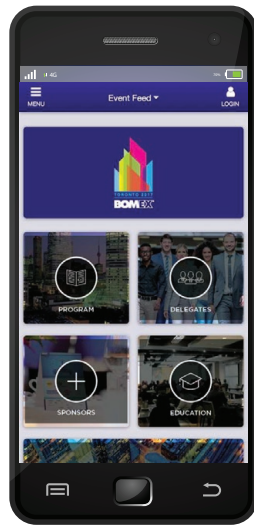




HOW TO DOWNLOAD FROM YOUR APP STORE



APPLE APP STORE

1. Locate the **App Store** app on your iOS device.
2. Touch the **Search icon** at the bottom of the landing page.
3. Search for your event (eg. *BOMEX 2017*). If the event app is not the first result, select it from the gallery of results by swiping left or right.
4. Tap **Free** to the right of the app name, then **Install** to download the app.
5. Tap **Open** or tap the app icon on your home screen to open the app.

BLACKBERRY WORLD

1. Locate the **BlackBerry World** app on your BlackBerry.
2. Touch the **magnifying glass** icon at the bottom of the landing page.
3. Search for your event (eg. *BOMEX 2017*).
4. Select the event app from the list of results.
5. Tap **Download** to the right of the app name to download the app.
6. Tap **Open** or tap the app icon on your home screen to open the app.

GOOGLE PLAY

1. Locate the **Google Play** app on your Android.
2. Touch the **magnifying glass** icon in the top-right corner of the landing page.
3. Search for your event (eg. *BOMEX 2017*).
4. Select the event app from the list of results.
5. Tap **Install** to the right of the app name to download the app.
6. Tap **Open** or tap the app icon on your home screen to open the app.

WINDOWS PHONE STORE

1. From the home screen, swipe left to access the **Apps** menu.
2. Locate and select **Store**.
3. Tap apps and the **magnifying glass** icon at the bottom to search for your event (eg. *BOMEX 2017*).
4. Locate and tap the event app from the list of options.
5. Select **Install** from the bottom of the app details screen.
6. Accept the usage terms by tapping **accept** at the bottom of the screen.